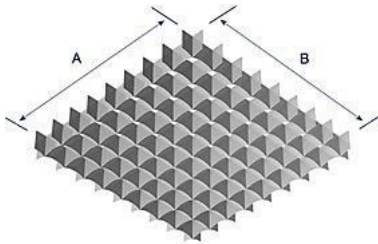



Aluminium Louvers Type Triumph



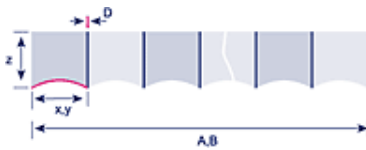
The following cell sizes/material thicknesses belong to our standard manufacturing programme:

x y z	D
20 x 20 x 20	0,6 mm
25 x 25 x 20/25	0,6 mm
30 x 30 x 20/25/30	0,6 mm
40 x 40 x 25/30/40	0,6/0,8 mm
50 x 50 x 30/40/50	0,6/0,8 mm
60 x 60 x 30 – 50	0,6/0,8 mm

Cut



Cell combination



Colours

- White pre-paint
- Natural, pre-anodised- Powder
- coated as per RAL colour

Special designs

For holes, bores, notches, framings as well as for bent-down and riveted corners, we need accurate drawings.